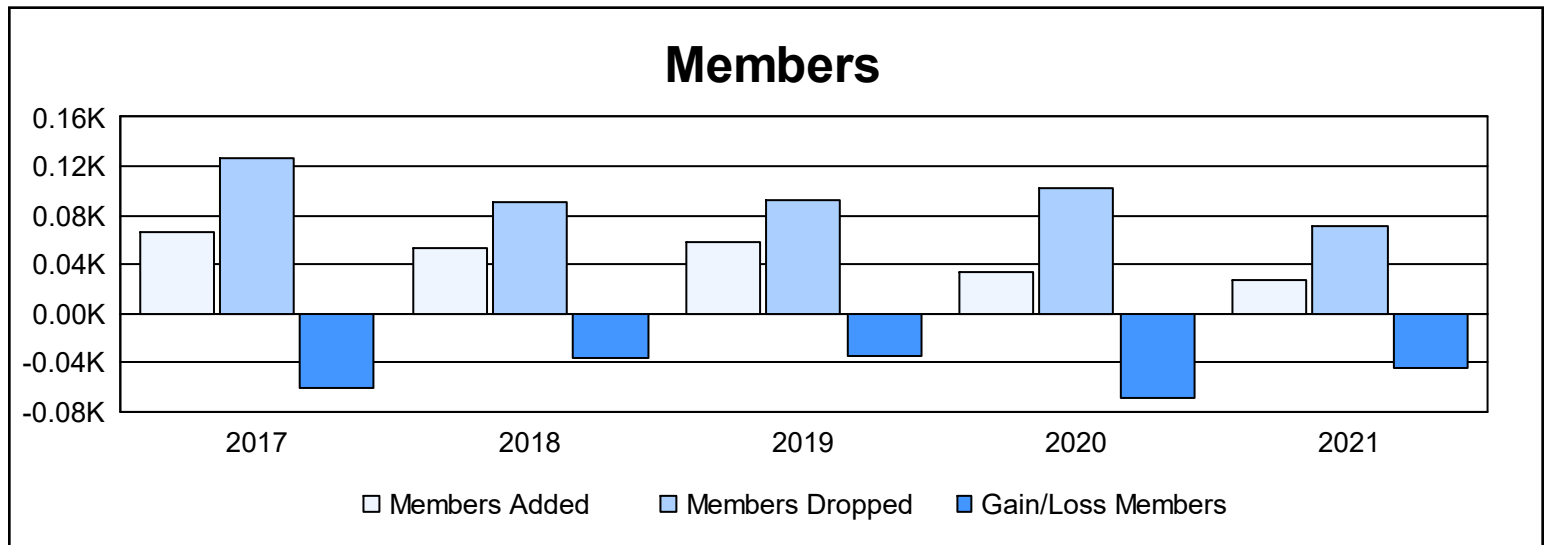
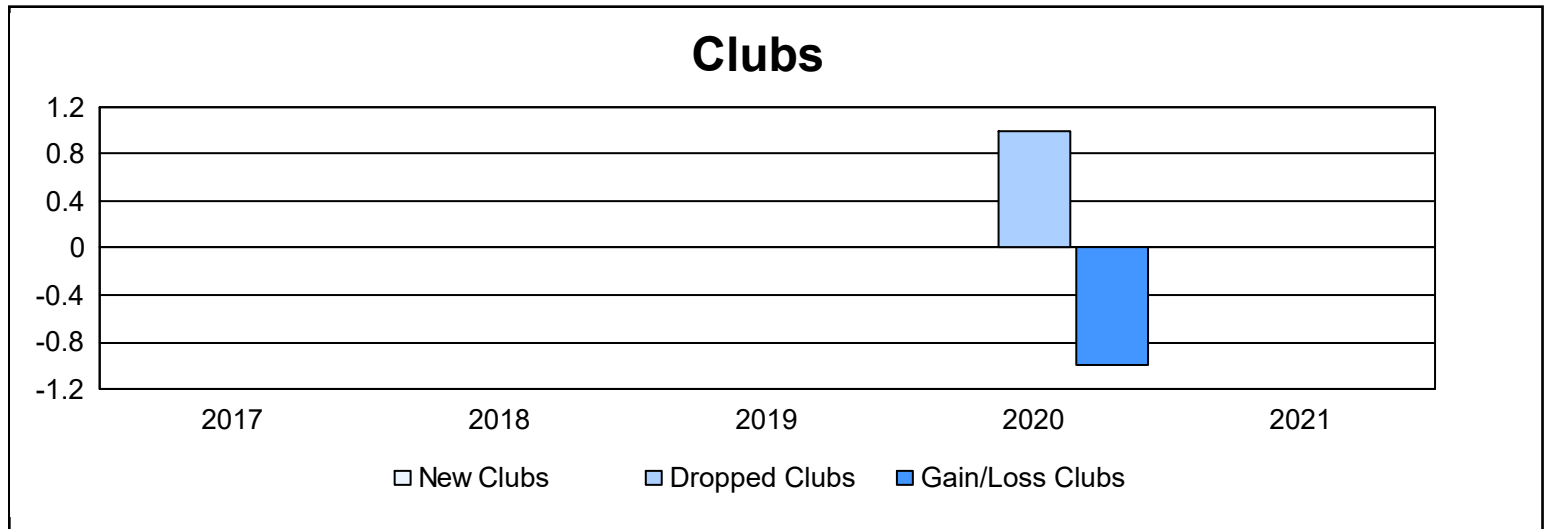
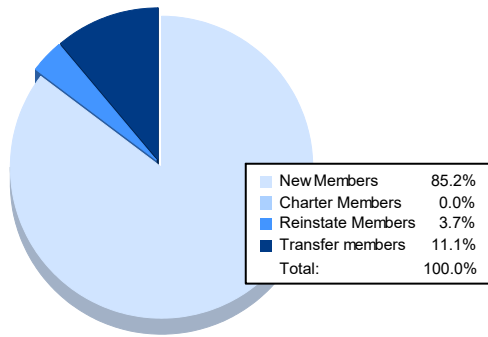


| Year | New Clubs | Dropped Clubs | Gain/ Loss Clubs | New Members | Charter Members | Reinstate Members | Transfer Members | Total Member Added | Total Members Dropped | Gain/ Loss Members |
|----------------|-----------|---------------|------------------|-------------|-----------------|-------------------|------------------|--------------------|-----------------------|--------------------|
| 2016-2017 | 0 | 0 | 0 | 58 | 6 | 1 | 1 | 66 | 126 | -60 |
| 2017-2018 | 0 | 0 | 0 | 52 | 0 | 1 | 0 | 53 | 90 | -37 |
| 2018-2019 | 0 | 0 | 0 | 54 | 0 | 0 | 4 | 58 | 93 | -35 |
| 2019-2020 | 0 | 1 | -1 | 33 | 0 | 0 | 0 | 33 | 102 | -69 |
| 2020-2021 | 0 | 0 | 0 | 23 | 0 | 1 | 3 | 27 | 71 | -44 |
| Average | 0 | 0 | 0 | 44 | 1 | 1 | 2 | 47 | 96 | -49 |



Membership Composition June 2021 Cumulative



Gender Composition June 2021 Cumulative

